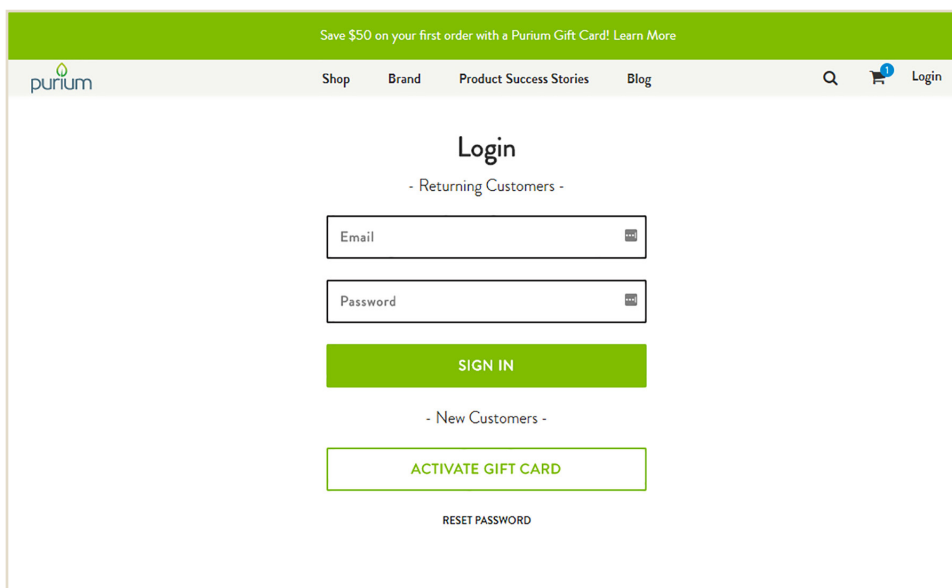


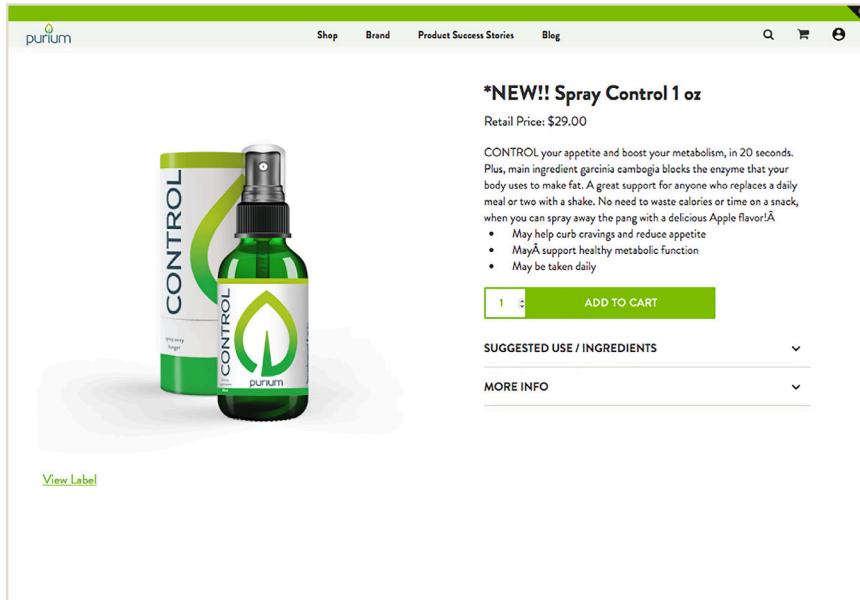
## KEY AREAS

1. Login/Reset Password/  
Create New Account
2. Shop & Browse
3. Enroll



## RESET PASSWORD

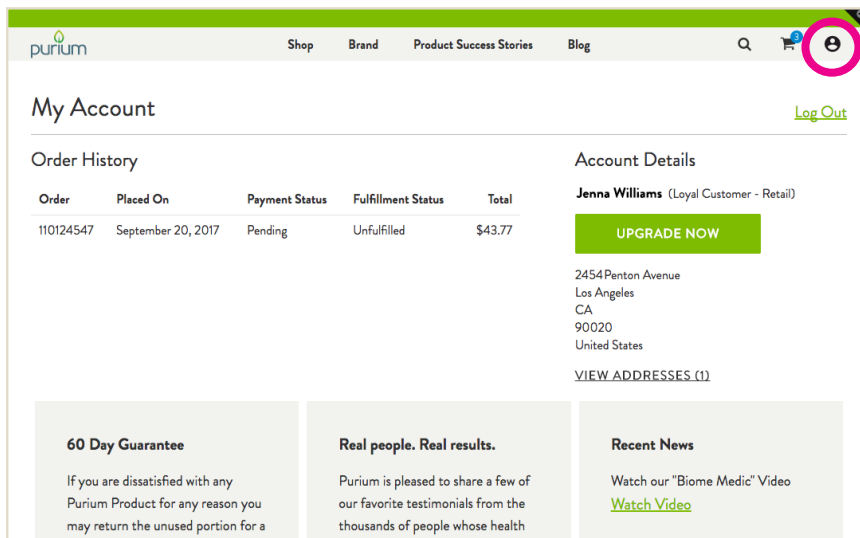
Enter your email address and press "RESET PASSWORD." A temporary password will be sent to your email address. Use it to login and then change your password so you can receive discounted prices and track your orders.



## SHOP

- Buy Products at iShopPurium.com
- Redeem Gift Cards
- New Customers: enter Gift Card code (not case sensitive) and submit details to create a new account.
- Add items to your shopping cart, then check out as an Existing Customer.

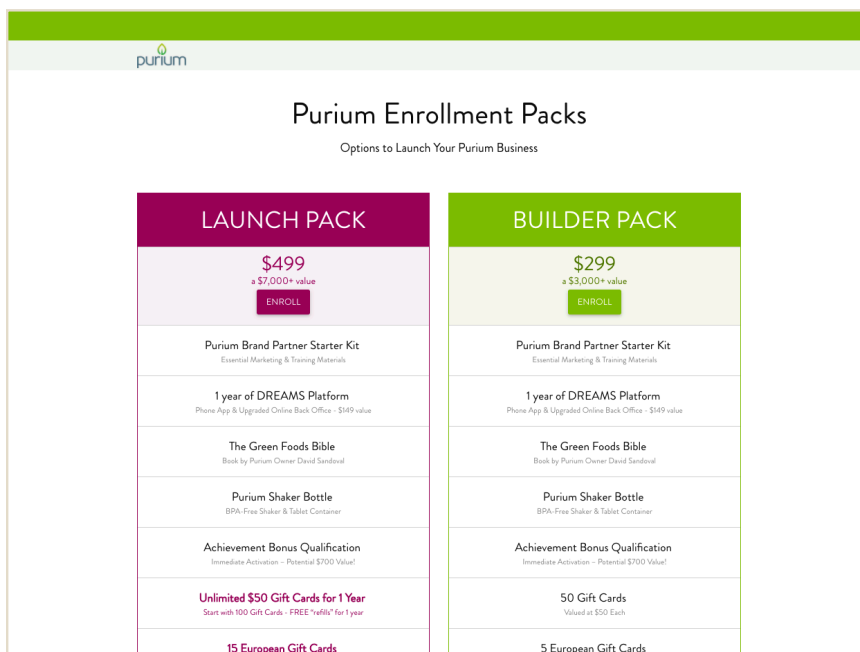
**TIP:** Going forward it is always best to LOG IN FIRST as you will see the discounted prices throughout your shopping experience instead of just during the checkout process.



## MY ACCOUNT

- Check Order History
- Brand Partners can click to the Back Office login.
- Customers can Upgrade to Brand Partners (Coming soon!)
- Brand Partners: Gift Card balance
- Shipping Address(es)

**NOTE:** The UPGRADE NOW button will not be active for a few weeks. Upgrades can be purchased with Customer Service at 888-747-6733.



## ENROLL

On this page users can choose an enrollment pack. Once inside of the enrollment section users can also access the following:

- Set up a Smart Order
- Buy products with 25% discount
- Create Gift Card code
- Earn commission

# iShopPurium.com

## HOW TO RIDE THE WAVE

Before we go LIVE and DISRUPT the market, we wanted to provide a few details to help you navigate and coach your teams on the new EASY-TO-USE site.

### GIFT CARD DETAILS:

- One Gift Card code per Customer
- A valid Gift Card code is required to receive a \$50 discount on Purium products
- A subtotal minimum of \$75 is required to redeem the \$50 discount. If the subtotal is less than \$75, the non-discounted purchase will still be linked to the Brand Partner.
- If a Customer enters a Gift Card Code and the Brand Partner is out of Gift Cards, the Customer will still be linked to the Brand Partner.

### HELPFUL HINTS:

- [mypuriumgift.com](http://mypuriumgift.com), [mypurium.com](http://mypurium.com) and [mypurium.com/\(yourname\)](http://mypurium.com/(yourname)) will automatically redirect to [iShopPurium.com](http://iShopPurium.com).
- Back Office Login: **[backoffice.mypurium.com](http://backoffice.mypurium.com)** and there will also be the link in your [iShopPurium.com](http://iShopPurium.com) account.
- Smart Orders: Only available to all current Brand Partners through your existing Back Office and new Brand Partner enrollees during the enrollment process. Smart Orders are temporarily unavailable to retail Customers.
- The Purium icon: at the top of every page, clicks you back to the [iShopPurium](http://iShopPurium.com) homepage.
- Before Shopping: Returning Customers and Brand Partners should always login to [iShopPurium](http://iShopPurium.com) before shopping to see the discounted prices displayed on the site.
- Shipping Addresses: The default Shipping Address is directly linked to the Main Address from your Back Office. If you change your default Shipping Address in your [iShopPurium](http://iShopPurium.com) account, it will automatically change the Main Address in Exigo. However, any other addresses added in Shopify will not sync to Exigo.
- iSharePurium: Found in a tab, located in the footer of all [iShopPurium](http://iShopPurium.com) pages, [iSharePurium.com](http://iSharePurium.com) is to present the business opportunity to your new Brand Partner Prospects and new Brand Partner Enrollees.
- Enrollment Checkout: New Brand Partners can add products to their carts and receive a 25% discount (they will not receive \$50 off)! Note: new enrollees will be asked to input a referral code/Gift Card code, but only to be linked to their Enroller.
- Customer-to-Brand Partner Enrollment Upgrades: Temporarily unavailable online, so please call Customer Service for Customer Upgrades. This function will be activated within the coming weeks.
- [iShopPurium](http://iShopPurium.com) Categories: Cleansing, Weight Loss, Performance, Family and Rejuvenate. Each category has a hashtag and a matching URL. When a potential Customer types one of the uniquely targeted web addresses, they will be immediately redirected to a [shopify.com](http://shopify.com) URL.
  - Cleansing ([#CleanGreenCleanse / CleanGreenCleanse.com](https://CleanGreenCleanse.com))
  - Weight Loss ([#ItStartswith10Days / ItStartswith10Days.com](https://ItStartswith10Days.com))
  - Performance ([#ActivatetoAwesome / ActivatetoAwesome.com](https://ActivatetoAwesome.com))
  - Family ([#PathwaytoHealthy / PathwaytoHealthy.com](https://PathwaytoHealthy.com))
  - Rejuvenate ([#RechargeYourYouth / RechargeYourYouth.com](https://RechargeYourYouth.com))